



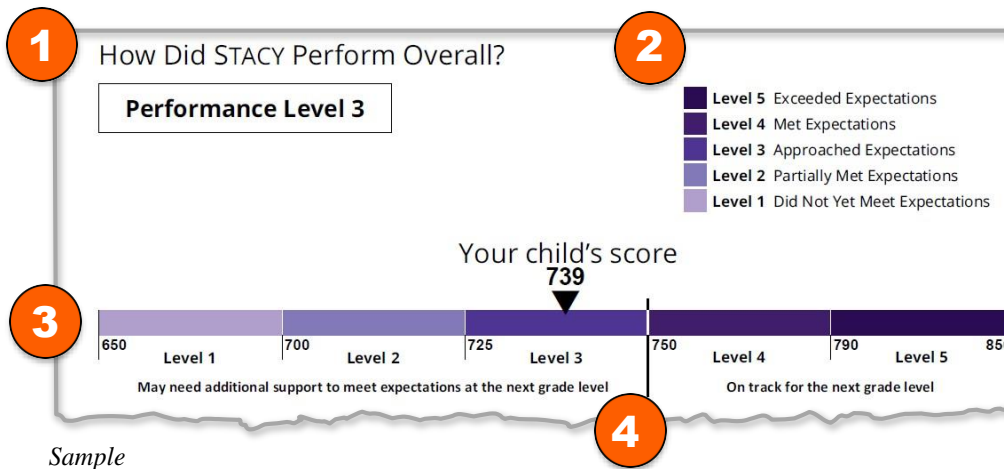
## Parent Guide: English Language Arts/Literacy Student Score Report

The PARCC ELA test measures how well students are meeting academic expectations and learning the knowledge and skills they need in order to stay on track in school as they prepare for college or a career. The test measures complex skills such as critical thinking, persuasive writing, and problem-solving. It is just one of many ways that teachers and schools measure whether your child is on track for success.

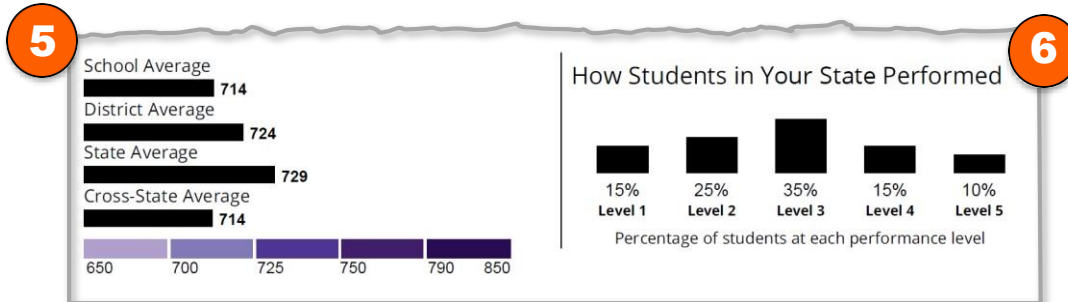
Teachers use the scores to improve teaching and learning and to customize instruction to meet each student's needs. Parents receive one report for English language arts and one for mathematics.

**NOTE: Below is a sample score report.**

### Key Information in the Score Report

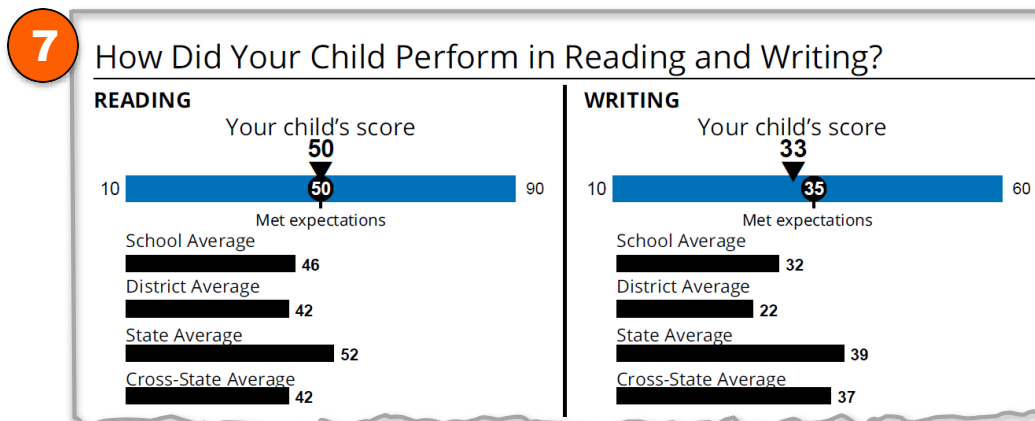


- 1 How did your child do overall?** Your child's score (see below) fits into one of five performance levels. Level 1 is the lowest performance level; Level 5 is the highest. See #2 for an explanation of what each level means.
- 2 What does each performance level mean?** Level 4 is the target. It shows that your child has met expectations and is well prepared for the next grade level. (This is what some states call "proficient.") Levels 1, 2 and 3 show a child did not fully meet expectations. Level 5 shows the child did better than what is expected for the grade level.
- 3 What was my child's score?** The purple bar graph shows the score ranges for each performance level. In addition to the exact score, the black triangle shows how close your child's score is to the next performance level.
- 4 Is my child on track?** The words under the purple bar graph show that students who score at Level 1, 2 or 3 may need extra help to be successful at the next grade level. Students performing at Level 4 or Level 5 are on track for the next grade level. *Not all states include this language in the parent score report.*



Sample

- 5** **How do I compare scores?** Unlike many previous state test score reports, PARCC score reports show how your student is performing compared to the average for students on the same test in the school, district, and state. *Some states also include a comparison to students in all states that took the test, called the cross-state average.*
- 6** **How did students in my state do?** This shows the percentage of students at each performance level in your state. This gives you a sense of how students are doing overall in your state, and how your child's performance compares.



Sample

- 7** **How did my child do in reading and writing?** Your child received a sub-score on a set of questions in each area. Students who just met expectations score 50 in reading and 35 in writing. Higher scores show your child exceeded expectations, while lower scores show he/she has not fully met the expectations. You can also see the average score for students in the school, district, and state. These sub-scores do not add up to the overall score. *Some states also include a cross-state average comparison to students in other states that took the same test.*

8



**LITERARY TEXT**

Your child performed about the same as students who **did not yet meet or partially met expectations**. Students meet expectations by showing they can read and analyze fiction, drama, and poetry.



**INFORMATIONAL TEXT**

Your child performed about the same as students who **approached expectations**. Students meet expectations by showing they can read and analyze nonfiction, history, science, and the arts.



**VOCABULARY**

Your child performed about the same as students who **met or exceeded expectations**. Students meet expectations by showing they can use context to determine what words and phrases mean.



**WRITING EXPRESSION**

Your child performed about the same as students who **did not yet meet or partially met expectations**. Students meet expectations by showing they can compose well-developed writing, using details from what they have read.



**KNOWLEDGE AND USE OF LANGUAGE CONVENTIONS**

Your child performed about the same as students who **met or exceeded expectations**. Students meet expectations by showing they can compose writing using rules of standard English.

9

**LEGEND**

Your child performed about the same as students who:



Met or Exceeded Expectations



Approached Expectations



Did Not Yet Meet or Partially Met Expectations

**8 How did my child do in different areas of reading and writing?** This section shows where your child is excelling and where he/she needs extra support. Each area, such as *vocabulary* and *writing expression*, includes a description of what it looks like to meet the expectations.

**9 What do the arrows mean?** The arrows give you a quick rundown on how your child is doing compared to students who are meeting expectations. The legend explains that in words.

## How will my child’s school use the results?

The test results provide just one measure – a snapshot in time – of student achievement. Although schools should never make important decisions about students based on one measure alone, the tests provide families with objective information about whether their children are academically on track, and they help educators compare the performance of their students with others across the state and even other states.

Schools and districts can use the report information to better plan instruction, support, and enrichment for students. Teachers can use this information to personalize instruction to meet individual student needs. Parents can use this information to understand their child’s needs and strengths and work with his/her teachers and school to support their child at home.

## **How can I use my child's score report?**

It is important to have regular check-ins with teachers to help ensure your child is learning the skills necessary to remain on track.

Ask your child's teachers:

- a. What do you see as my child's academic strengths and areas for improvement?
- b. How will you use these test results to help my child make progress this school year?

Ask your child's principal or teacher for information on the school curriculum and the types of learning experiences provided to students. You may also wish to ask about how local and state test results contribute to school improvements.

## **Where can I find more resources?**

- [UnderstandTheScore.org](http://UnderstandTheScore.org) – View sample test questions and learn more about how parents and teachers can use the information from the score reports.
- [Pta.org/parents](http://Pta.org/parents) – Learn more about grade-level expectations and view the PTA's parent guides for student success.
- [Bealearninghero.org](http://Bealearninghero.org) – Tips on how to help your child succeed in school.
- [Greatschools.org/gk/common-core-test-guide](http://Greatschools.org/gk/common-core-test-guide) – Find out what skills your child should learn at each grade level and how you can help at home.