



THOMAS P. HUGHES SCHOOL

2017-2018

County: UNION
 District: BERKELEY HEIGHTS TWP
 Principal: MRS. NARDI
 446 SNYDER AVE
 BERKELEY HTS, NJ 07922-2017
<https://bhpsnj.org/th>
 (908)464-1717

Total students: **270**

- Economically Disadvantaged: **2.2%**
- Students with Disabilities: **11.1%**
- English Learners: **0.4%**
- Grades offered: **02-05**
- Student to Teacher Ratio: **11:1**
- Teacher Average Experience (years): **14.6**

School Highlights Reported by the District

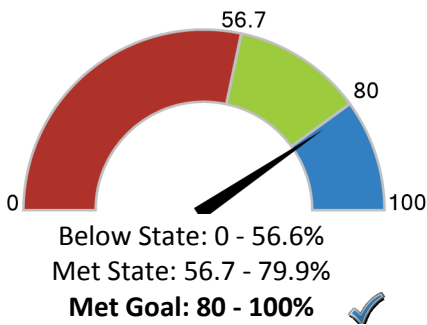
- 1:1 Chromebook Initiative in Grades 2-5
- We have strong community ties.
- A creative new elementary schedule was implemented to provide for more opportunities to collaborate, differentiate & personalize instruction to meet the learning needs of all students.

How did students perform on assessments?

Students that met or exceeded expectations on statewide assessments

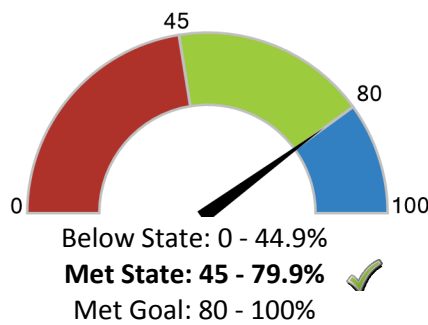
English Language Arts

81.1%



Math

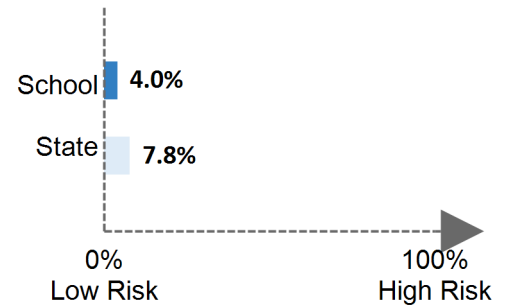
79.9%



Are students at risk?

Students that were absent for 10% or more of days enrolled

Chronic Absenteeism



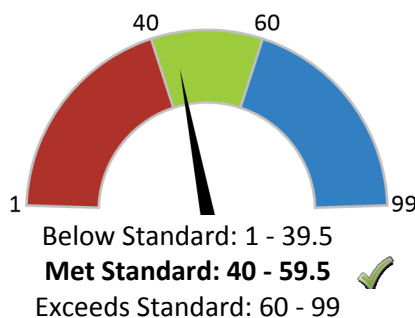
How does student growth compare to other students?

Median Student Growth Percentile

Each student gets a **student growth percentile** from 1 to 99 for English (4th to 8th grade) and Math (4th to 7th grade) that explains their progress compared to students who had similar test scores in the past. If the student growth percentiles for all students in the school are ordered from smallest to largest, the **median student growth percentile** is the percentile in the middle of that list.

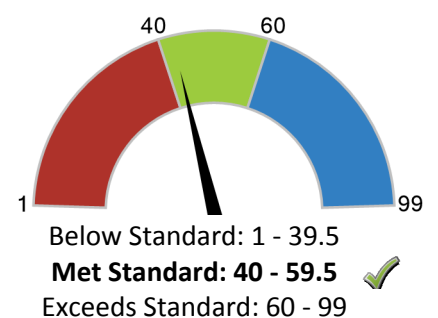
English Language Arts

44



Math

42.5



How to use this report?

- 1 Learn More about this school by viewing the [detailed report](#).
- 2 Start Conversations with school community members and ask questions.
- 3 Engage with your school communities to identify where schools are doing well and where they can improve.